

FUJI FLUORESCENT LIGHT, MODEL TS 601

Here is the latest idea in modern lighting and decoration....the fluorescent Dream Light, Model TS 601. Dream Light becomes more than a handsome accent in a modern home: it incorporates many improvements over conventional fluorescent fixtures.

Features

- 1) Compact design and light weight.
Small, compact and easy to carry.... ideal for various applications.
- 2) Adjustable for changing light direction.
It is designed adjustable up, down or forward to give light in any direction for TV viewing and reading, etc.
- 3) Crepy mat finish easy on the eyes. Crepy paint finish provides a unique decorative touch.
- 4) 3-way use.
 - (1) As a table lamp:




Fig. 1 Dream Light, model TS601

- (a) As TV lamp—for cutting down eye strain and fatigue.
 - (b) As bedside or buffet lamps.
- (2) As an attached light fixture:
As shown in Fig. 2, the light can be attached to furniture....ideal for use above a three-view mirror. Insert the metal fixture in the insertion hole of base back and slip over the edge of furniture.
- (3) Use as hanging light:
As shown in Fig. 3, the light can be

hung up, using the hole in the back.
....An ideal light for an entrance, stairway, corridor, etc.

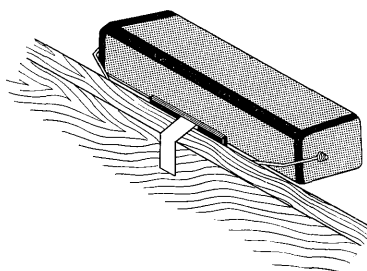


Fig. 2 A way of using a hanger

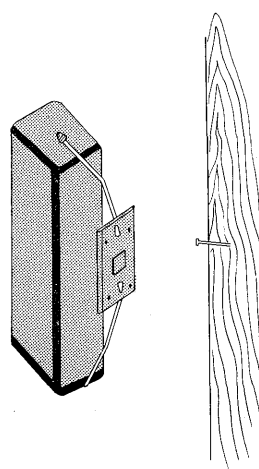


Fig. 3 A way of hanging on a peg

Specifications

Model	TS 601 (Dream Light)
Power source	100 volts 50/60 cycles
Power consumption	6 watts
Net weight	About 0.8 kg (1.76 lb.)
Model approved number	▽ 10—4019
Effective length of cord	2 m (6.6 ft)
Accessory	1—fixture metal
Switch	Pull-down 3 way switch with night light

(By I. Inasaka, Household Appliance Dep't.)